




1 a	ge/sw	ge/sw	1 a
1 b	bl/rt	bl/rt	1 b
1 c	sw/rt	sw/rt	1 c
2 a	gn/rs	gn/rs	2 a
2 b	gn/gr	gn/gr	2 b
2 c	ge/ws	ge/ws	2 c
3 a	ws/gr	ws/gr	3 a
3 b	gn/bl	gn/bl	3 b
3 c	rt/gr	rt/gr	3 c
4 a	ws/gn	ws/gn	4 a
4 b	br	br	4 b
4 c	rs/gr	rs/gr	4 c
5 a	gn/rt	gn/rt	5 a
5 b	gr/bl	gr/bl	5 b
5 c	gr/sw	gr/sw	5 c
6 a	gn	gn	6 a
6 b	gr	gr	6 b
6 c	rs	rs	6 c
7 a	ws/rs	ws/rs	7 a
7 b	rs/bl	rs/bl	7 b
7 c	ws/bl	ws/bl	7 c
8 a	ws	ws	8 a
8 b	ge	ge	8 b
8 c	bl	bl	8 c
9 a	rs/sw	rs/sw	9 a
9 b	rs/rt	rs/rt	9 b
9 c	vio/ws	vio/ws	9 c
10 a	ws/br	ws/br	10 a
10 b	ws/rt	ws/rt	10 b
10 c	ws/sw	ws/sw	10 c
11 a	br/sw	br/sw	11 a
11 b	br/rt	br/rt	11 b
11 c	vio/gr	vio/gr	11 c
12 a	vio	vio	12 a
12 b	sw	sw	12 b
12 c	rt	rt	12 c
13 a	br/rs	br/rs	13 a
13 b	br/gn	br/gn	13 b
13 c	vio/sw	vio/sw	13 c
14 a	ge/gr	ge/gr	14 a
14 b	br/gr	br/gr	14 b
14 c	bl/sw	bl/sw	14 c
15 a	gn	gn	15 a
15 b	ws	ws	15 b
15 c	ge	ge	15 c
16 a	ws	ws	16 a
16 b	ws	ws	16 b
16 c	gn/sw	gn/sw	16 c
17 a	br/ge	br/ge	17 a
17 b	vio/rt	vio/rt	17 b
17 c	ge/rt	ge/rt	17 c
18 a	br/bl	br/bl	18 a
18 b	ge/bl	ge/bl	18 b
18 c			18 c



Colors
ge sw bl rt gn rs gr ws vio
yel blk red pnk gry wht brn vio

1978	Tag	Name	Maßstab	Werkstoff
Gez.	31. 10.	Hn	Freimaß-toleranzen	Benennung
Gepr.		Kern		Verbindungskabel VMS80-SP79 B ₁ C
Ges.		Kern		Interconnecting Cable
Zeichnung-Nr.				Blatt
2 1525 986 01.1 (83456 00810.4)				
Erreichte Nr.				



Auf die Lötseite gesehen.
Soldering side view

C 42 334 - A 303 - A 23
(88711 00129.3)

